



INSTALLATION OPTIONS AND DIMENSIONS

Above ground epoxy-fix	2450mm L x 1745mm W x 865mm H
Above ground bolt-fix	2450mm L x 1745mm W x 865mm H
Below ground bolt-fix	2450mm L x 1745mm W x 1015mm H

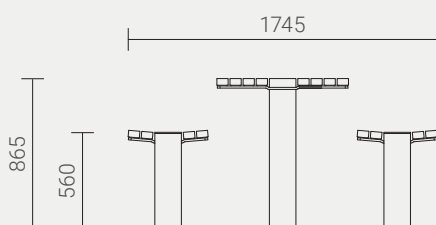
FRAME MATERIALS

Clear anodised aluminium with cast aluminium corners.

Stainless steel fasteners.

DDA COMPLIANT

Designed to comfortably accommodate two wheelchairs.




BATTEN MATERIAL OPTIONS




HARDWOOD

Finished with 3 coats of water-based Intergrain Naturalstain, colour 'Cedar'.



ALUMINIUM

Clear-anodised aluminium RHS with cast aluminium end-caps.



RECYCLED PLASTIC

Furnitureform™ glass-reinforced HDPE, standard colour 'Charcoal'.

